

School Profile: Frank Allis Elementary School

Introduction

At Frank Allis Elementary we are committed to and focused on supporting the growth and achievement of every child. Our School Improvement Plan establishes a disciplined way of working where we can meet the needs of our diverse student body. Our instructional focus is trifold with three areas of standards: Social Emotional Learning Standards, Common Core State Standards in English Language Arts and Common Core State Standards in Mathematics.



Strengths

Frank Allis' greatest strength is the diversity, talents and commitment of our students and staff. The community at Frank Allis work together to provide a positive experience for all of the families who come through our doors.

Progress

During the 2016-2017 school year, staff focused on student-centered coaching and developing a culturally responsive, positive school-wide climate. Grade level teams met weekly, reflecting and adjusting their core teaching practices. Each grade level aligned their curriculum to the Common Core State Standards.

Areas for Growth

This year our focus will be increasing vertical alignment in core curriculum, so that students experience a fluid academic progression from 4-year-old kindergarten to 5th grade. We will also have a laser-like focus on foundational skills in mathematics and literacy, which will narrow our achievement gap.

Vision Connection

Our school supports MMSD's vision that all students acquire the skills and abilities needed to be successful, including a mastery of content areas, growth mindset, self-knowledge, creativity, wellness, interpersonal skills, confidence, cultural competence and community connection. Through these skills and abilities, our students will graduate college, career and community ready.

School Principal: Sue Abplanalp

Address: 42014 Buckeye Rd

Phone: 608-204-1056

E-mail: allis@madison.k12.wi.us

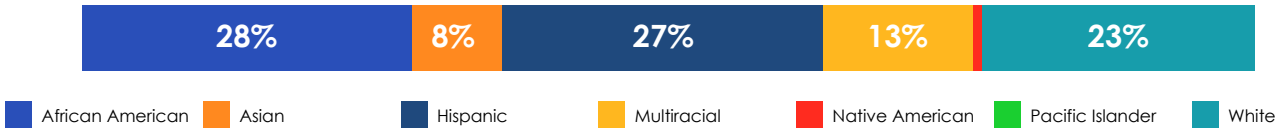
Allis Elementary

2015-2016 Data Profile

Address 4201 Buckeye Rd
Principal Susan Abplanalp
Phone (608)204-1056
4K Yes
Title I Yes

Developmental Bilingual Education No
Dual Language Immersion No
SAGE Yes
Attendance Rate 92.3%
Total Enrollment 511

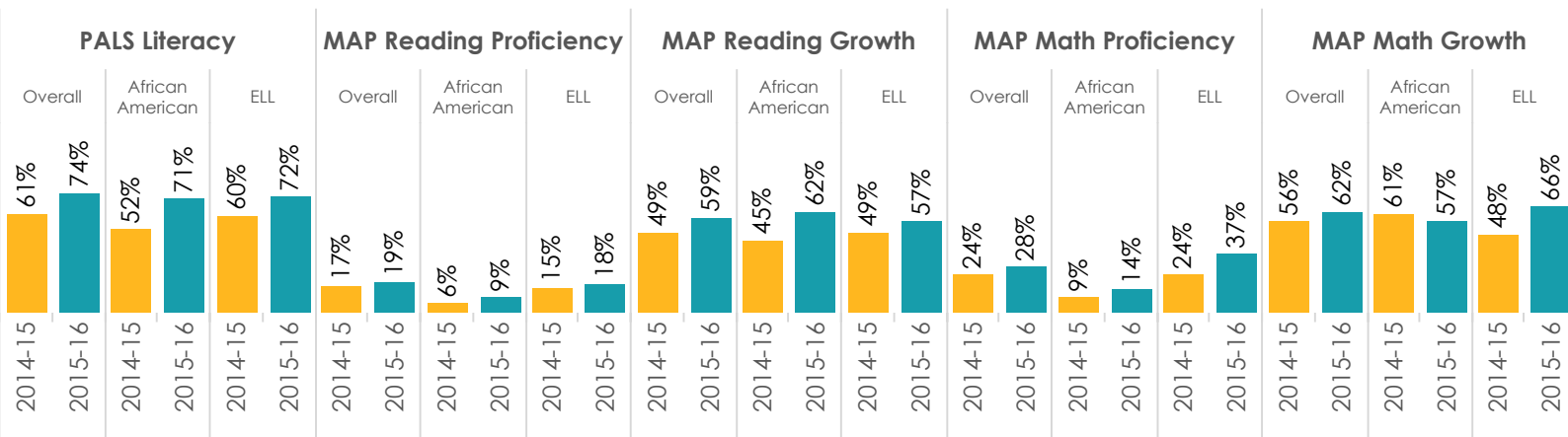
Demographics



ELL	32%
Low-Income	78%
Special Education	16%

Strategic Framework Goal #1 Milestones: On-Track to Graduate

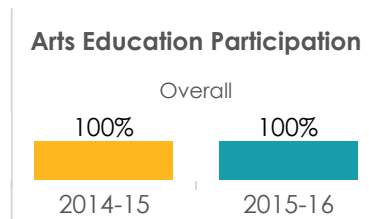
Each bar shows the percent of students meeting the relevant metric overall and for the focus groups the school selected on their School Improvement Plan (SIP, when applicable).



PALS includes English and Espanol in Grades 1-2. MAP includes Grades 3-5. MAP Growth is based on the percent of students meeting typical Fall to Spring growth targets.

Strategic Framework Goal #2 Milestones: Challenging and Well-Rounded Education

The table below shows the percent of students meeting the relevant metric.



Participation rates are based on transcribed courses.

Strategic Framework Goal #3 Milestones: Positive Climate

The table below shows the percent of responses within each dimension and group that were positive.

